
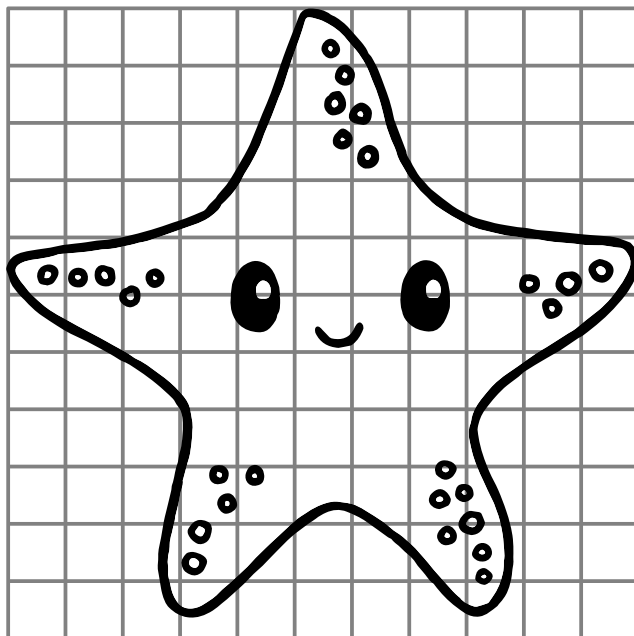




# Copy the pictures!

Copy the pictures using the grid lines as a guide to help you! It may be easier to copy one square at a time. Don't forget to count your squares! Colour in your completed pictures to finish them off!




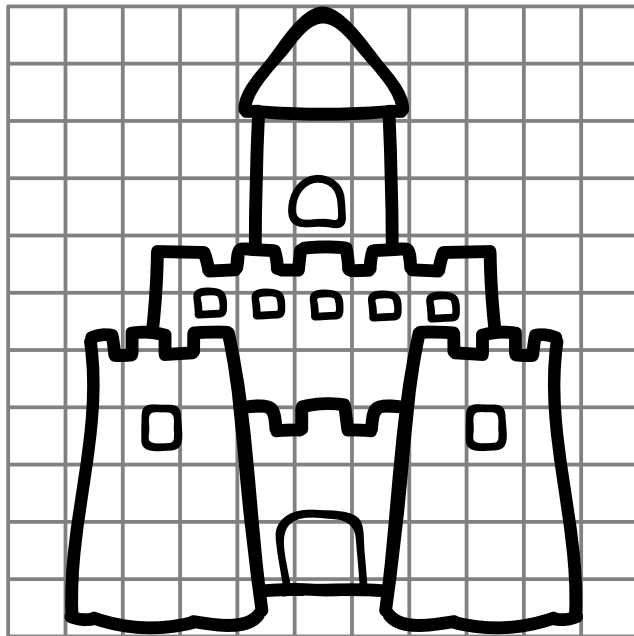


**L O M**  
*Lukeosaurus and Me*  
**L X V I**

[lukeosaurusandme.co.uk](http://lukeosaurusandme.co.uk)

# Copy the pictures!

Copy the pictures using the grid lines as a guide to help you! It may be easier to copy one square at a time. Don't forget to count your squares! Colour in your completed pictures to finish them off!







TOM  
*Lukeosaurus and Me*  
LUXVI

[lukeosaurusandme.co.uk](http://lukeosaurusandme.co.uk)

# Copy the pictures!

Copy the pictures using the grid lines as a guide to help you! It may be easier to copy one square at a time. Don't forget to count your squares! Colour in your completed pictures to finish them off!







**TOM**  
*Lukeosaurus and Me*  
**LUXI**

[lukeosaurusandme.co.uk](http://lukeosaurusandme.co.uk)

# Copy the pictures!

Copy the pictures using the grid lines as a guide to help you! It may be easier to copy one square at a time. Don't forget to count your squares! Colour in your completed pictures to finish them off!


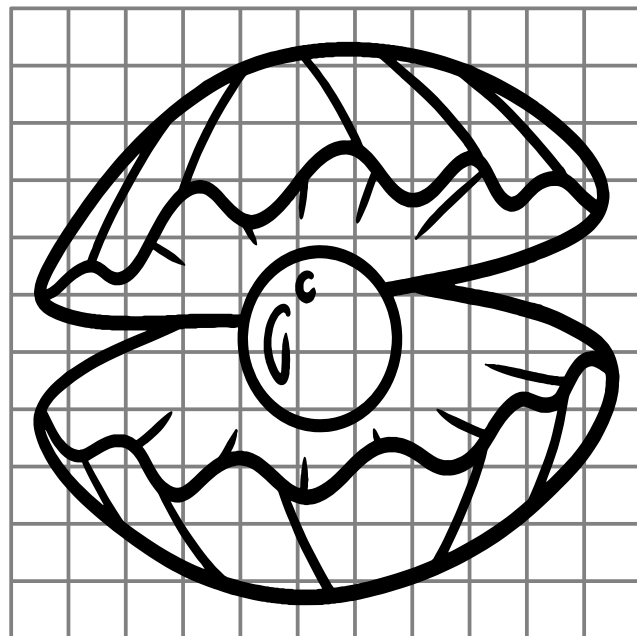




TOM  
*Lukeosaurus and Me*  
LUXVI

[lukeosaurusandme.co.uk](http://lukeosaurusandme.co.uk)

# Copy the pictures!

Copy the pictures using the grid lines as a guide to help you! It may be easier to copy one square at a time. Don't forget to count your squares! Colour in your completed pictures to finish them off!



**TOM**  
*Lukeosaurus and Me*  
**LUXVI**

[lukeosaurusandme.co.uk](http://lukeosaurusandme.co.uk)